



www.pumps.com.tw

# MH series

## Horizontal & Vertical Multi-Purpose Application Continuous Running Large Flow Gardening Pumps Non-clogging Vortex Impeller

Liquid temperature : 0 °C to 40 °C / +32 °F to +104 °F


HP range : 1/3 to 1HP / 150 W to 750 W

pH : 6 to 8

Protection class : IP68

Maximum immersion depth : 8M


Solid pass : 6mm



Waterfall ponds




Adding OXYGEN into fish pond



Sprinkling



Discharge water



Filter system



Horizontal Use

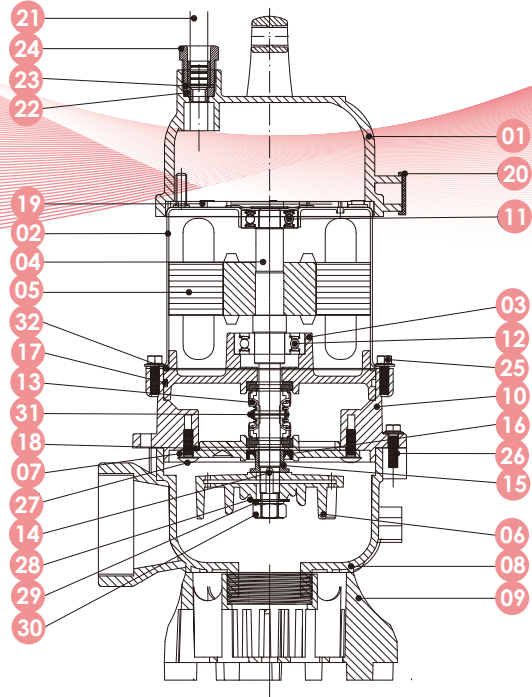
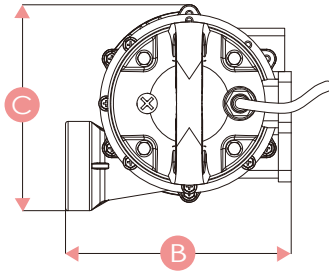
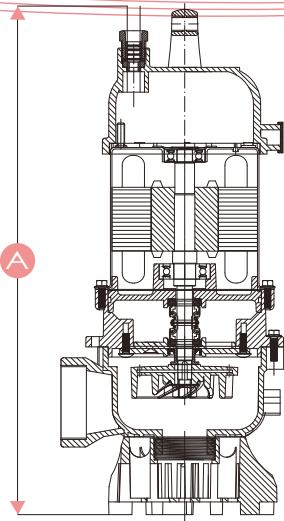


Vertical Use


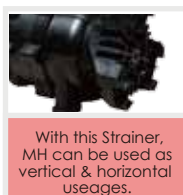
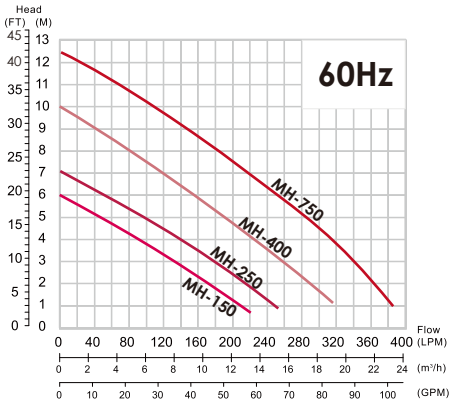
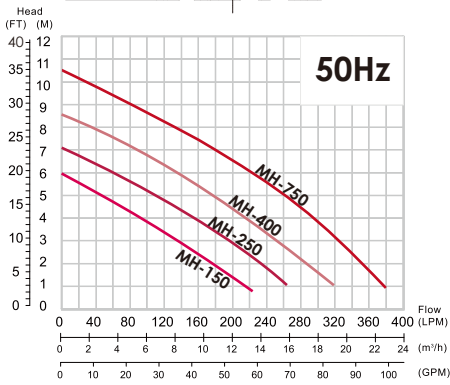
# HUNG PUMP GROUP

## Gardening Pumps

Dimension			
Model	A	B	C
	mm	mm	mm
MH-150	379	177	162
MH-250	379	177	162
MH-400	399	177	162
MH-750	414	177	162



Construction					
No.	Description	Material	No.	Description	Material
1	Top Cover	NYLON+GF	16	Oil Seal	NBR
2	Motor Housing	SUS304	17	O-Ring	NBR
3	Lower Bearing Cover	FC200	18	O-Ring	NBR
4	Rotor	SUS410	19	Packing	NBR
5	Stator	C60 + Laminated Steel	20	Foot Stand	NBR
6	Impeller	MH-250	21	Power Cable	
		MH-400	22	Power Cable Lead	NBR
		MH-750	23	Fixed Plate	NYLON
7	Oil Seal Cover	NYLON+GF	24	Screw	POM
8	Pump Casing	NYLON+GF	25	Screw	SUS304
9	Strainer	NYLON+GF	26	Screw	SUS304
10	Seal Plate	NYLON+GF	27	Screw	SUS304
11	Upper Bearing		28	Washer	SUS304
12	Lower Bearing		29	Washer	SUS304
13	Mechanical Seal	SIC/CE-NBR	30	Nut	SUS304
14	Key	SUS304	31	Washer	SUS304
15	Sleeve	SUS304	32	O-Ring	NBR



### Specifications

Hz	Model No.	Output		Outlet		Solid Pass Dia(mm)	Max Flow (LPM)	LPM Flow @ Head								Max Head (M)	Dimension		Weight Kg
		HP	W	mm	inch			1.5M	3M	4M	6M	8M	10M	12M	L x W x H(mm)				
50	MH-150	1/5	150	50	2"	6	230	200	150	100	-	-	-	-	6	177 x 162 x 379	7		
	MH-250	1/3	250				270	255	190	150	60	-	-	-	7	177 x 162 x 379	7		
	MH-400	1/2	400				320	310	255	215	130	25	-	-	8.5	177 x 162 x 399	8		
	MH-750	1	750				380	370	330	295	220	125	20	-	10.5	177 x 162 x 414	11		
60	MH-150	1/5	150	50	2"	6	230	200	150	100	-	-	-	-	6	177 x 162 x 379	7		
	MH-250	1/3	250				250	230	180	135	50	-	-	-	7	177 x 162 x 379	7		
	MH-400	1/2	400				320	300	250	215	148	75	-	-	10	177 x 162 x 399	8		
	MH-750	1	750				380	370	340	315	255	185	110	30	12.5	177 x 162 x 414	11		