

Technical data

Pump name

EVMG18 7F5/7.5

Customer	Date 05-June-2019	Company
Contact	Item no.	Issued by
Phone	Project	Phone
E-mail	Project ID	E-mail

Requested data

1	Pump type	VERTICAL PUMPS	Fluid	Water, clean
2	Number of pumps / Reserve	1 / 0	Liquid temperature	°C 20
3	Flow m ³ /h	0	Kin. viscosity	mm ² /s 1
4	Head m	0	Vapour pressure	bar 0.022
5	Static head m	0	PH value	7
6	Inlet pressure bar	0.1	Density	kg/dm ³ 1
7	Available system NPSH	0	Solids	Weight % 0
8	Environmental temperature	°C 20		

Pump

9	Pump name	EVMG18 7F5/7.5	Frequency	Hz 50
10	Design	VERTICAL PUMPS	Installation type	STANDARD
11	Manufacturer	EMC	Impeller Diameter	Max. mm 115
12	Speed 1/min	2850		Designed mm 115
13	No. of Stage	7		Min. mm 115
14	Connection Suction side		Flow	Operating m ³ /h
15	Connection Discharge side			Max- m ³ /h 24
16	Max Working Pressure bar	25		Min- m ³ /h 7.8
17	Shut-off head bar	10.94	Head	Operating m
18	Total weight kg	See the table of "Dimensions".		- (Qmax.) m 40.2
19	Shaft power kW			- (Qmin.) m 107.7
20			Max. Shaft Power at max. impeller	kW 5.74
21	Required NPSH m		Efficiency	%

Materials

22	Impeller	AISI 304	
23	Intermediate casing	AISI 304	
24	Bottom casing	Cast Iron	
25	Shaft	AISI 316	
26			
27			

Motor

28	Manufacturer	LAFERT	Insulation class	F
29	Type	TEFC_EVM18 7F5/7.5_400_ Three Phase	Phases	3~
30	Specific design	IE2 / 50 Hz / Pole pairs 1	Frame size	132 S
31	Rated power kW	7.5	Weight	kg 40.4
32	Number of poles	2	Electric voltage	V 400
33	Speed 1/min	2900	Electric current	A 14.2
34	Degree of protection	IP 55		
35				

Remarks

Performance curve Pump name EVMG18 7F5/7.5

Customer	Date 05-June-2019	Company
Contact	Item no.	Issued by
Phone	Project	Phone
E-mail	Project ID	E-mail

Requested data

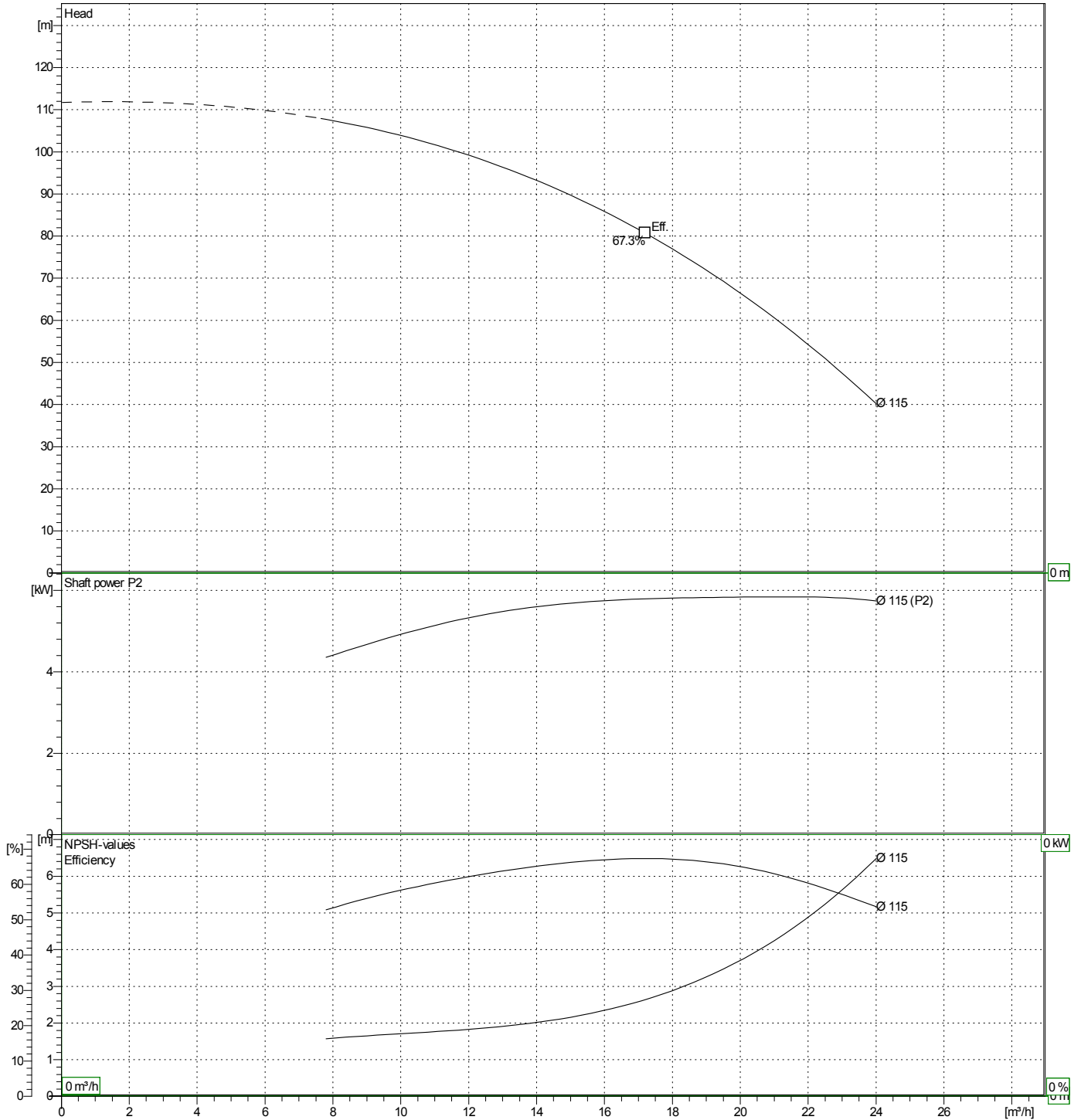
1	Flow	m³/h	0
2	Head	m	0
3	Static head	m	0

Pump

Operating Flow	m³/h	Frequency	Hz	50
Operating Head	m	Number of poles	2	
Impeller Diameter	Designed mm	115	Speed	1/min

Test standard: ISO 9906:2012 - Grade3B

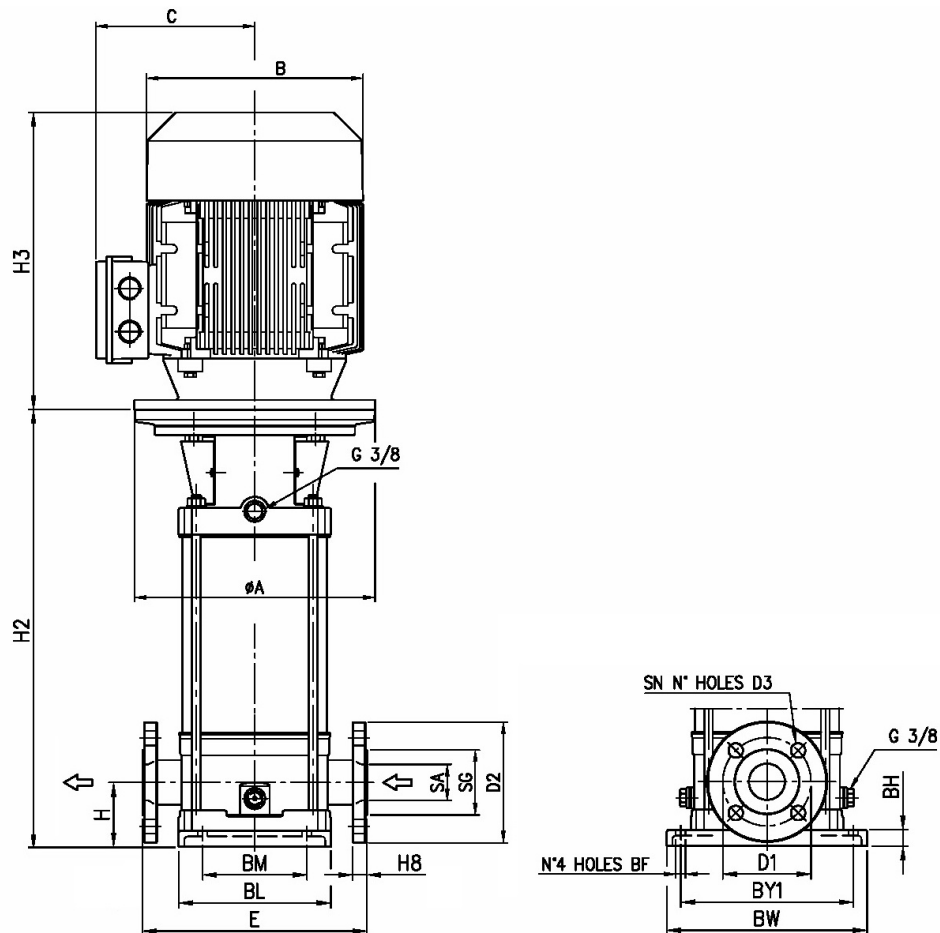
Water, clean [100%] ; 20°C; 0.9983kg/dm³; 1mm²/s



Dimensions

Pump name EVMG18 7F5/7.5

Customer	Date 05-June-2019	Company
Contact	Item no.	Issued by
Phone	Project	Phone
E-mail	Project ID	E-mail

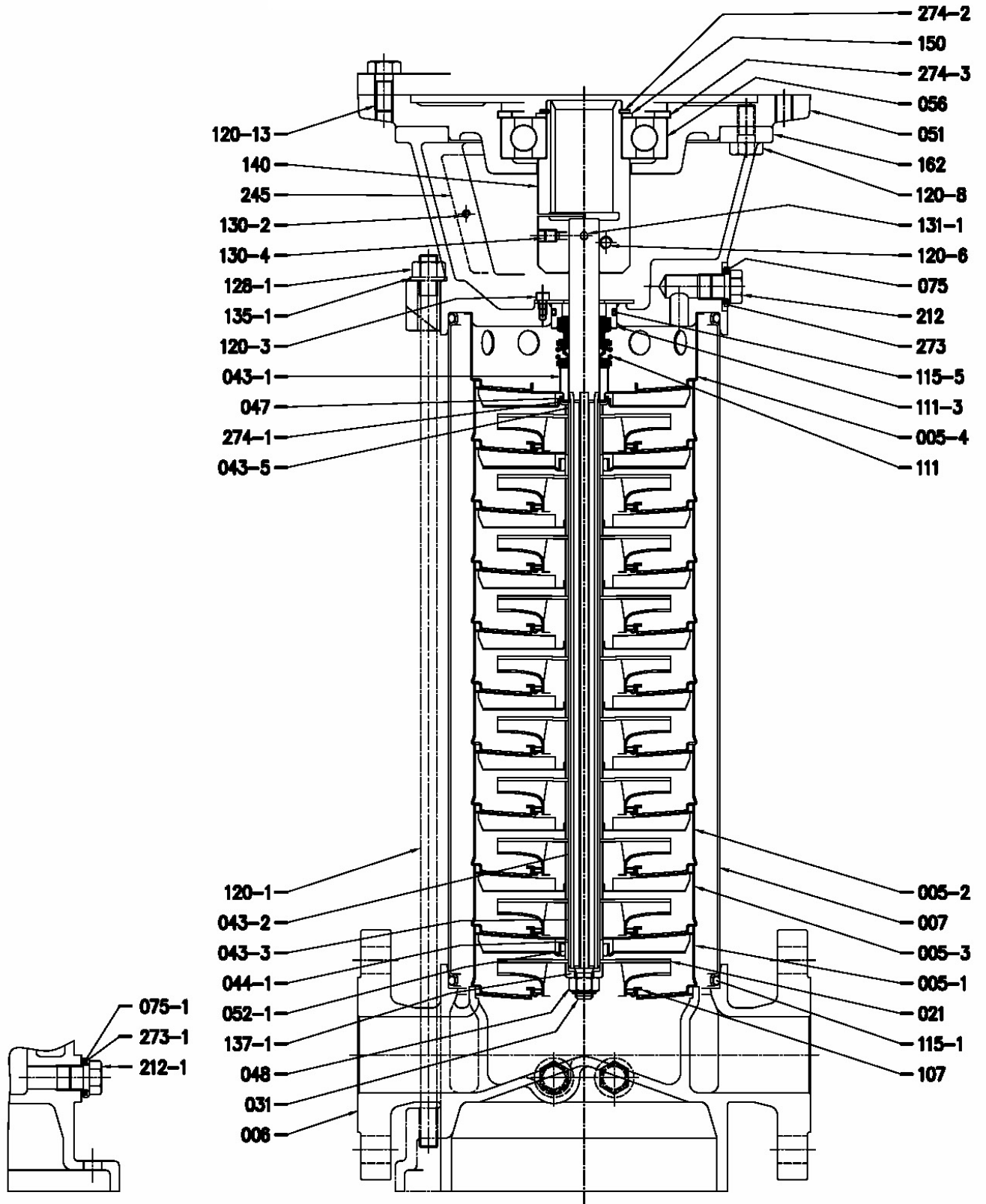


Dimensions in		mm					
1	A	Dia 300	H	90			
2	B	220	H2	604			
3	BF	Dia 12	H3	328			
4	BH	20	H8	21			
5	BL	190	SA	Dia 50			
6	BM	130	SG	Dia 92			
7	BW	250	SN	4			
8	BY1	215	Weight kg	84.3			
9	C	161					
10	D1	Dia 125					
11	D2	Dia 165					
12	D3	Dia 18					
13	E	300					

(1/3) Construction

Pump name EVMG18 7F5

Customer	Date 05-June-2019	Company
Contact	Item no.	Issued by
Phone	Project	Phone
E-mail	Project ID	E-mail



(2/3) Construction

Pump name EVMG18 7F5

Customer	Date 05-June-2019	Company
Contact	Item no.	Issued by
Phone	Project	Phone
E-mail	Project ID	E-mail

N°	PART NAME	MATERIAL			DIMENSION	STANDARD	Q.TY
		EVMG	EVM	EVML			
005-1	Suction casing	EN 1.4301(AISI 304)		EN 1.4401 (AISI 316)			1
005-2	Intermediate casing	EN 1.4301(AISI 304)		EN 1.4401 (AISI 316)			[1]
005-3	Intermediate casing bearing	EN 1.4301(AISI 304)		EN 1.4401 (AISI 316)			[1]
005-4	Discharge casing	EN 1.4301(AISI 304)		EN 1.4401 (AISI 316)			1
006	Bottom casing	Cast iron EN-GJL-200-EN 1561	EN 1.4301(AISI 304)	EN 1.4401 (AISI 316)			1
007	Outer casing	EN 1.4301(AISI 304)		EN 1.4401 (AISI 316)			1
021	Impeller	EN 1.4301(AISI 304)		EN 1.4401 (AISI 316)			[1]
031	Shaft	EN 1.4401 (AISI 316)					1
043-1	Shaft sleeve (mechanical seal)	EN 1.4301(AISI 304)		EN 1.4401 (AISI 316)			1
043-2	Shaft sleeve (intermediate)	EN 1.4301(AISI 304)		EN 1.4401 (AISI 316)			[1]
043-3	Shaft sleeve (bearing)	EN 1.4301(AISI 304)		EN 1.4401 (AISI 316)			[1]
043-5	Shaft sleeve (last stage)	EN 1.4301(AISI 304)		EN 1.4401 (AISI 316)			[1]
044-1	Shaft sleeve bearing	Tungsten carbide					[1]
047	Ring holder	EN 1.4301(AISI 304)		EN 1.4401 (AISI 316)			1
048	Impeller nut	A2-70 UNI 7323 with inox insert		A4-70 UNI 7323 with inox insert	M12		1
051	Motor adapter	Cast iron EN-GJL-200-EN 1561					[1]
052-1	Bearing	Tungsten carbide					[1]
056	Ball bearing	See table pag.357					[1]
075	O-ring (plug)	EPDM		FPM			1
075-1	O-ring (plug)	EVM, EVML EVMG	EPDM	FPM			2 4
107	Liner ring	PTFE/EN 1.4301(AISI 304)		PTFE/EN 1.4401 (AISI 316)			[1]
111	Mechanical seal	EPDM		Silicon carbide/Carbon/FPM			1
111-3	Mechanical seal seat	EN 1.4301(AISI 304)		EN 1.4401 (AISI 316)			1
115-1	O-ring (outer casing)	EPDM		FPM	164.46x5.34	OR 6645	2
115-5	O-ring	EPDM		FPM	36.1x3.53	OR 4143	1
120-1	Tie rod	Zincate steel 6.8 strenght class ISO 898/1					4
120-3	Screw	A2-70 UNI 7323			M5x6	UNI 5931	4
120-6	Screw for coupling	EVM 18 2 EVM 18 3 to 8 EVM 18 10 to 16	Zincate steel		M6x16 M8x20 M10x25	UNI 5931 UNI 5931 UNI 5931	[1]
120-8	Screw (motor adapter)	Zincate steel 8.8 strenght class ISO 898/1			M12x25	UNI 5739	[1]
120-13	Screw for motor	EVM18 2 to 3 EVM 18 4 EVM18 5 to 8 EVM 18 10 to16	Zincate steel 8.8 strenght class ISO 898/1		M8x20 M8x30 M12x25 M16x65	UNI 5739 UNI 5739 UNI 5739 UNI 5739	4
128-1	Nut for tie rod	Zincate steel			M12	UNI 5588	4
130-2	Screw for coupling guard	A2-70 UNI 7323			M5x6	UNI 7687	4
130-4	Set-screw	Carbon steel			M8x8	UNI 5929	[1]
131-1	Pin for shaft	Carbon steel					1
135-1	Washer	Zincate steel			13x24x2.5	UNI 6512	4
137-1	Impeller spacer	EN 1.4301(AISI 304)		EN 1.4401 (AISI 316)			1
140	Coupling	Other models EVM18 10 to 16	Brass OT 58 UNI 5705 CF 35 SMn Pb10				1
150	Spacer	Carbon steel					[1]
162	Motor bracket	Cast iron EN-GJL-200-EN 1561	Cast iron + EN 1.4301(AISI 304)	Cast iron + EN 1.4401 (AISI 316)			1
212	Plug	EN 1.4301(AISI 304)		EN 1.4401 (AISI 316)			1
212-1	Plug	EVM, EVML EVMG	EN 1.4301(AISI 304)	EN 1.4401 (AISI 316)			2 4
245	Coupling guard	EN 1.4301(AISI 304)					2
273	Washer (plug)	EN 1.4301(AISI 304)		EN 1.4401 (AISI 316)			1
273-1	Washer (plug)	EVM, EVML EVMG	EN 1.4301(AISI 304)	EN 1.4401 (AISI 316)			2 4
274-1	C-type snap ring (mechanical seal)	EN 1.4301(AISI 304)		EN 1.4401 (AISI 316)			1
274-2	C-type snap ring (coupling)	EVM18 4 EVM18 5-8 EVM18 10-16	Carbon steel TC 80		D 40 D 50 D 65	UNI 7435	[1]
274-3	C-type snap ring (bracket)	EVM18 4 EVM18 5 to 8	Carbon steel TC 80		D 90 D 110	UNI 7437	[1]

[1] See table on CONSTRUCTION 3

(3/3) Construction

Pump name EVMG18 7F5

Customer	Date 05-June-2019	Company
Contact	Item no.	Issued by
Phone	Project	Phone
E-mail	Project ID	E-mail

Pump Type EVM()	Quantity for model																												
	005-2	005-3	021	043-2	043-3	043-5	044-1	051	052-1	056	Bearing type	070-1	107	115-3	117	120-5	120-6	120-7	120-8	120-11	128-3	128-6	130-4	135-4	135-6	150	219	274-2	274-3
18 4F5/4.0	2	1	4	2	1	1	1	1	1	1	6308 ZZ	/	4	/	/	/	2	/	/	/	/	/	1	/	/	1	/	1	1
18 5F5/5.5	3	1	5	3	1	1	1	1	1	1	6310 ZZ	/	5	/	/	/	2	/	4	/	/	/	1	/	/	1	/	1	1
18 6F5/5.5	4	1	6	4	1	1	1	1	1	1	6310 ZZ	/	6	/	/	/	2	/	4	/	/	/	1	/	/	1	/	1	1
18 7F5/7.5	5	1	7	5	1	1	1	1	1	1	6310 ZZ	/	7	/	/	/	2	/	4	/	/	/	1	/	/	1	/	1	1
18 8F5/7.5	6	1	8	6	1	1	1	1	1	1	6310 ZZ	/	8	/	/	/	2	/	4	/	/	/	1	/	/	1	/	1	1
18 10F5/11	7	2	10	7	2	1	2	1	2	1	6313 ZZ	1	10	/	/	/	2	3	4	/	4	/	1	3	/	1	/	1	1
18 12F5/11	9	2	12	9	2	1	2	1	2	1	6313 ZZ	1	12	/	/	/	2	3	4	/	4	/	1	3	/	1	/	1	1
18 14F5/15	11	2	14	11	2	1	2	1	2	1	6313 ZZ	1	14	/	/	/	2	3	4	/	4	/	1	3	/	1	/	1	1
18 15F5/15	12	2	15	12	2	1	2	1	2	1	6313 ZZ	1	15	/	/	/	2	3	4	/	4	/	1	3	/	1	/	1	1
18 16F5/15	13	2	16	13	2	1	2	1	2	1	6313 ZZ	1	16	/	/	/	2	3	4	/	4	/	1	3	/	1	/	1	1