

Technical data

Pump name EVMG64 3-0F5/18.5

Customer	Date 05-June-2019	Company
Contact	Item no.	Issued by
Phone	Project	Phone
E-mail	Project ID	E-mail

Requested data

1	Pump type	VERTICAL PUMPS	Fluid	Water, clean
2	Number of pumps / Reserve	1 / 0	Liquid temperature °C	20
3	Flow m ³ /h	0	Kin. viscosity mm ² /s	1
4	Head m	0	Vapour pressure bar	0.022
5	Static head m	0	PH value	7
6	Inlet pressure bar	0.1	Density kg/dm ³	1
7	Available system NPSH	0	Solids Weight %	0
8	Environmental temperature °C	20		

Pump

9	Pump name	EVMG64 3-0F5/18.5	Frequency Hz	50
10	Design	VERTICAL PUMPS	Installation type	STANDARD
11	Manufacturer	EPE	Impeller Max. mm	-
12	Speed 1/min	2940	Diameter Designed mm	143(No.3)
13	No. of Stage	3	Min. mm	-
14	Connection Suction side		Flow Operating m ³ /h	
15	Connection Discharge side		Max- m ³ /h	84
16	Max Working Pressure bar	16	Min- m ³ /h	30
17	Shut-off head bar	8.62	Head Operating m	
18	Total weight kg	See the table of "Dimensions".	- (Qmax.) m	47.5
19	Shaft power kW		- (Qmin.) m	81.0
20			Max. Shaft Power at max. impeller kW	16.17
21	Required NPSH m		Efficiency %	

Materials

22	Impeller	AISI 304		
23	Intermediate casing	AISI 304		
24	Bottom casing	Cast iron		
25	Shaft	AISI 316		
26				
27				

Motor

28	Manufacturer	LAFERT	Insulation class	F
29	Type	TEFC_EVM64 3-0F5/18.5_400_Three Phases	Phases	3~
30	Specific design	IE3 / 50 Hz / Pole pairs 1	Frame size	160 L
31	Rated power kW	18.5	Weight kg	104
32	Number of poles	2	Electric voltage V	400
33	Speed 1/min	2900	Electric current A	33
34	Degree of protection	IP 55		
35				

Remarks

--

Performance curve

Pump name EVMG64 3-0F5/18.5

Customer	Date 05-June-2019	Company
Contact	Item no.	Issued by
Phone	Project	Phone
E-mail	Project ID	E-mail

Requested data

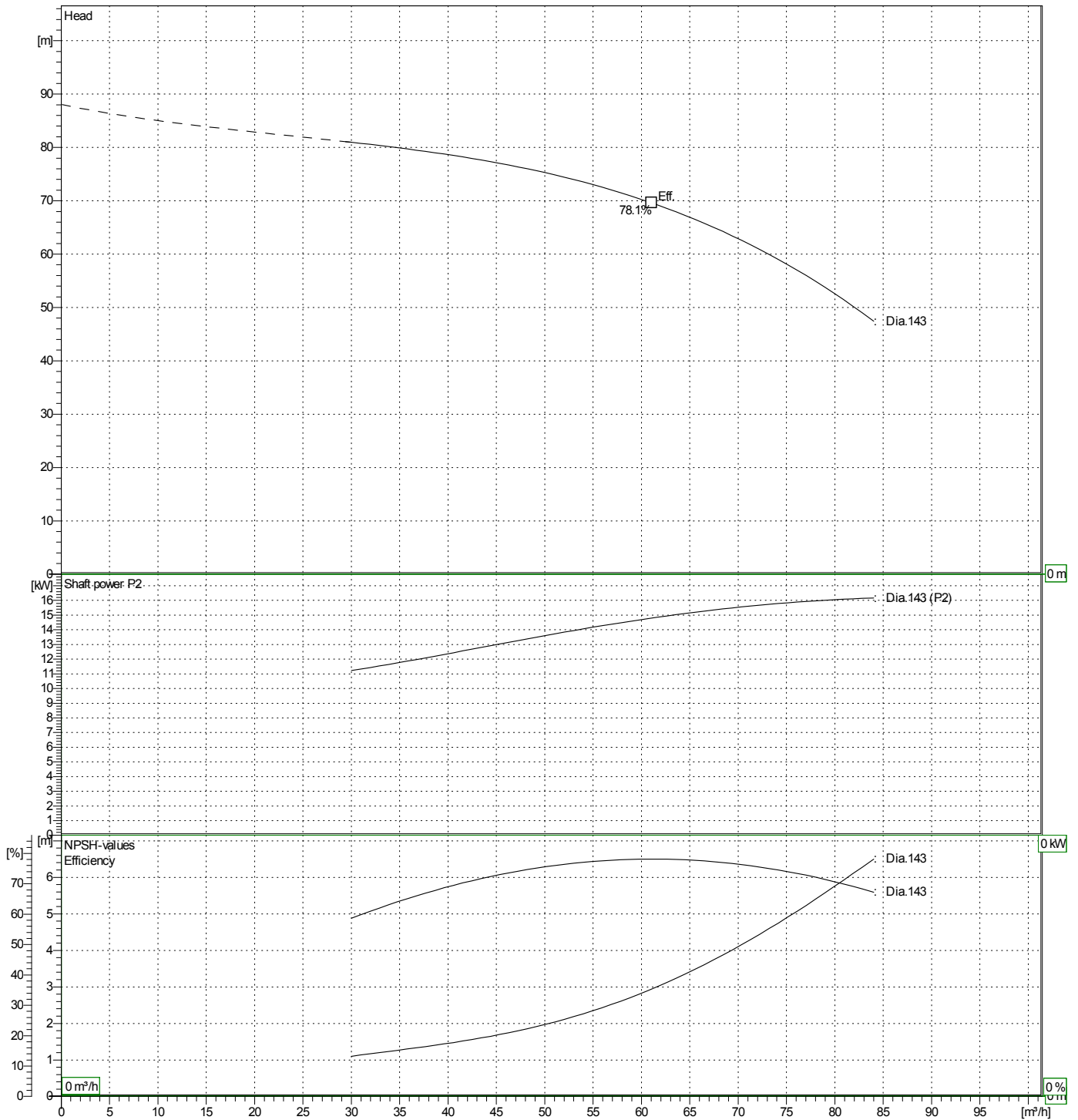
1	Flow	m ³ /h	0
2	Head	m	0
3	Static head	m	0

Pump

Operating Flow	m ³ /h	Impeller Diameter Designedmm	143(No.3)
Operating Head	m	Frequency	Hz 50
		Speed	1/min

Test standard: ISO 9906:2012 - Grade3B

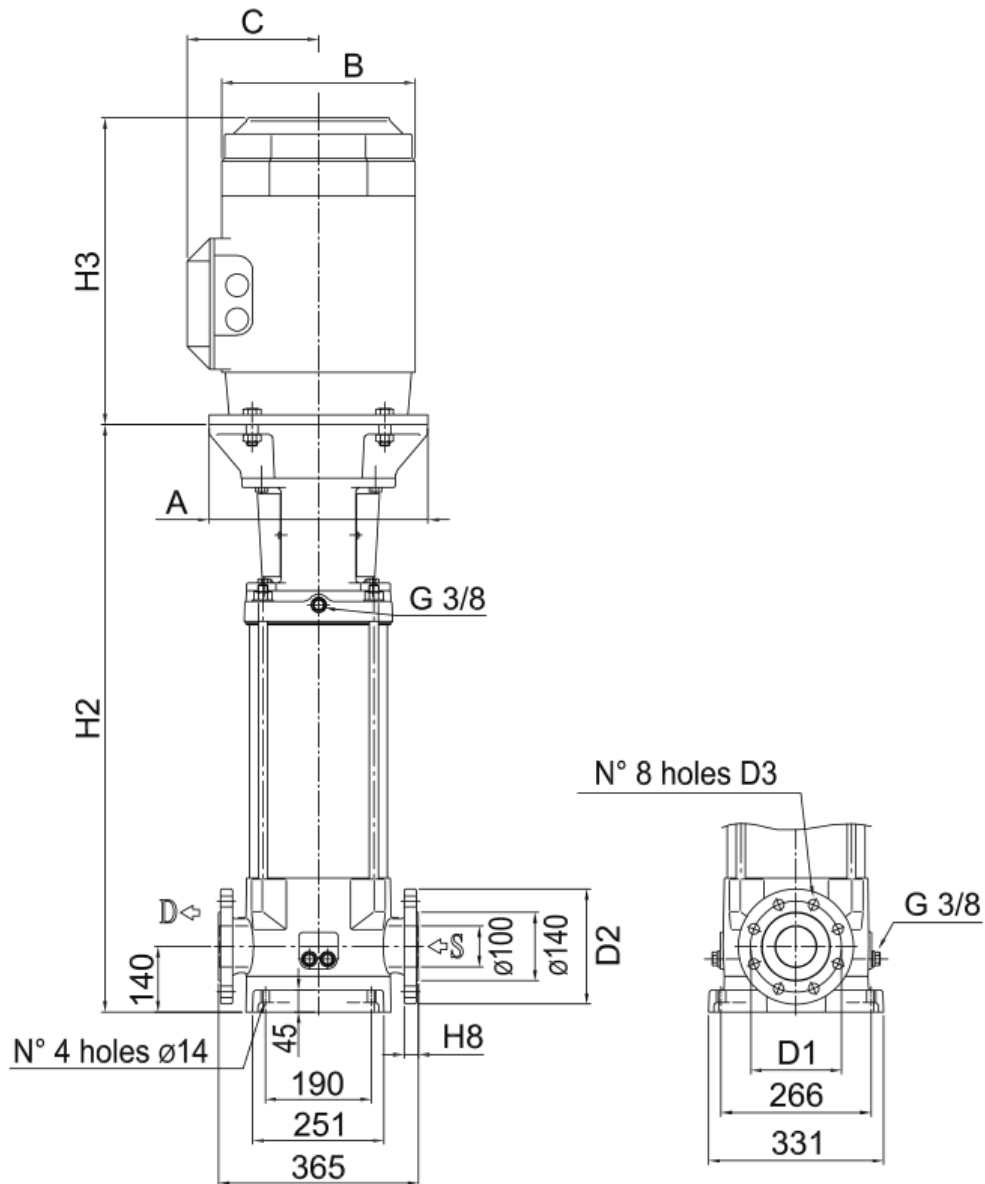
Water, clean [100%]; 20°C; 0.9983kg/dm³; 1mm²/s



Dimensions

Pump name EVMG64 3-0F5/18.5

Customer	Date 05-June-2019	Company
Contact	Item no.	Issued by
Phone	Project	Phone
E-mail	Project ID	E-mail

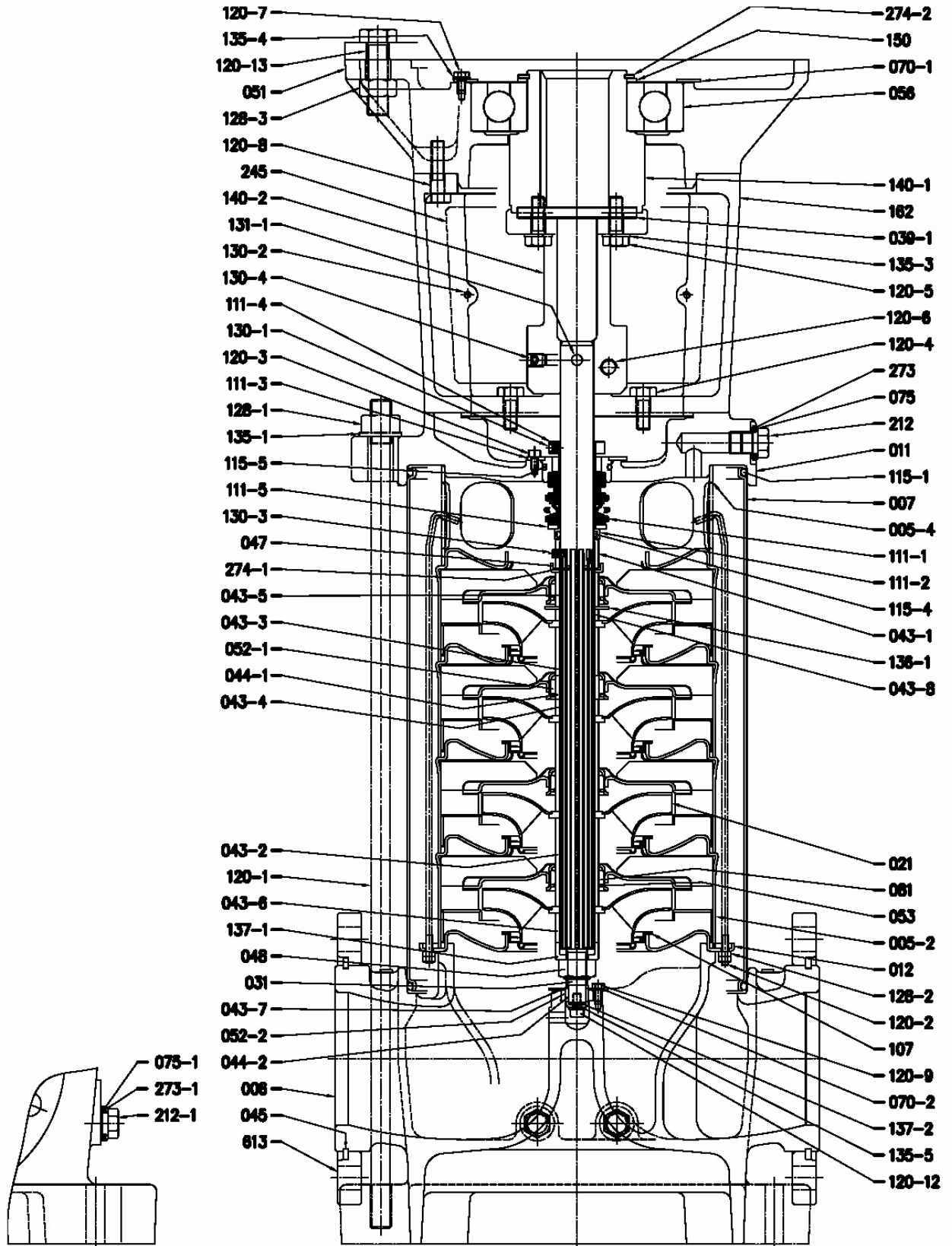


Dimensions in mm							
1	A	350					
2	B	317					
3	C	238					
4	Dia D1	180					
5	Dia D2	220					
6	Dia D3	18					
7	H2	821					
8	H3	542					
9	H8	20					
10	Weight P&M	203 kg					

(1/4) Construction

Pump name EVMG64 3-0F5/18.5

Customer	Date 05-June-2019	Company
Contact	Item no.	Issued by
Phone	Project	Phone
E-mail	Project ID	E-mail



(2/4) Construction

Pump name EVMG64 3-0F5/18.5

Customer	Date 05-June-2019	Company
Contact	Item no.	Issued by
Phone	Project	Phone
E-mail	Project ID	E-mail

N°		MATERIAL EVMG	DIMENSIONS	STANDARD	Q.TY	
005-2	Intermediate casing	EN 1.4301 (AISI 304)			[1]	
005-4	Discharge casing	EN 1.4301 (AISI 304)			1	
006	Bottom casing	Cast iron EN GJL-250 - EN 1561			1	
007	Outer casing	EN 1.4301 (AISI 304)			1	
011	Casing cover	Cast iron EN GJL-250 - EN 1561			[1]	
012	Suction cover	EN 1.4301 (AISI 304)			1	
021	Impeller	EN 1.4301 (AISI 304)			[1]	
031	Shaft	EN 1.4401 (AISI 316)			1	
039-1	Key	Carbon steel	12x8x90	UNI 6604	[1]	
043-1	Shaft sleeve (mechanical seal)	EN 1.4301 (AISI 304)			1	
043-2	Shaft sleeve (intermediate)	EN 1.4301 (AISI 304)			[1]	
043-3	Shaft sleeve (bearing)	EN 1.4301 (AISI 304)			[1]	
043-4	Shaft sleeve (adjustment)	EN 1.4301 (AISI 304)			[1]	
043-5	Shaft sleeve (last stage)	EN 1.4301 (AISI 304)			1	
043-6	Shaft sleeve (adjustment)	EN 1.4301 (AISI 304)			1	
043-7	Shaft sleeve (bottom bearing)	EN 1.4301 (AISI 304)			1	
043-8	Shaft sleeve (discharge/lower)	EN 1.4301 (AISI 304)			1	
044-1	Shaft sleeve bearing	Tungsten carbide			[1]	
044-2	Bearing sleeve	Tungsten carbide			1	
045	Flange holder	EN 1.402 (AISI 420)			4	
047	Ring holder	EN 1.4301 (AISI 304)			1	
048	Impeller nut	A2-70 UNI 7323 with inox insert	M16		1	
051	Motor adapter	Cast iron EN-GJL-200-EN 1561			[1]	
052-1	Bearing	Tungsten carbide			[1]	
052-2	Bearing	Tungsten carbide			1	
053	Bush holder	EN 1.4301 (AISI 304)			[1]	
056	Ball bearing				[1]	
070-1	Ring for bearing	EN 1.4301 (AISI 304)			[1]	
070-2	Ring for bearing	EN 1.4301 (AISI 304)			1	
075	O-Ring (plug)	EPDM			1	
075-1	O-Ring (plug)	EPDM			4	
081	Bush	PTFE			[1]	
107	Liner ring	PTFE / EN 1.4401 (AISI 316)			[1]	
111-1	Mechanical seal	Silicon carbide / Carbon / FPM			1	
111-2	Mechanical seal cartridge	EN 1.4301 (AISI 304)			1	
111-3	Mechanical seal seat	EN 1.4301 (AISI 304)			1	
111-4	Seal holder	Brass OT 58 UNI 5705			1	
111-5	Adjusting ring	EN 1.4301 (AISI 304)			1	
115-1	O-Ring (outer casing)	EPDM	D.240.66x5.34		2	
115-4	O-Ring (cartridge sleeve)	EPDM	D.24.99x3.53		1	
115-5	O-Ring (seal cover)	EPDM	D.44.04x3.53		1	
120-1	Tie-rod	Zincate steel 6.8 Strenght class ISO 898/1			4	
120-2	Tie-rod	EN 1.4301 (AISI 304)			1	
120-3	Screw (mechanical seal)	A2-70 UNI 7323	M5x8	UNI 5931	4	
120-4	Screw (casing cover)	Zincate steel 8.8 Strenght class ISO 898/1	M10x25	UNI 5739	[1]	
120-5	Screw for coupling	EVM64 1-1 EVM64 2 and higher	Zincate steel 8.8 Strenght class ISO 898/1	M8x20 M10x30	UNI 5931 UNI 5739	[1]
120-6	Screw for coupling	EVM64 1-0, 1-1, 2-2 EVM64 2 and higher	Zincate steel 8.8 Strenght class ISO 898/1	M8x20 M12x30	UNI 5931 UNI 5931	2
120-7	Screw		Zincate steel	M6x10	UNI 5739	[1]
120-8	Screw	EVM64 1-0, 2-2	Zincate steel 8.8 Strenght class ISO 898/1	M6x10 M10x30	UNI 5739 UNI 5739	[1]
120-9	Screw	EVMG	EN 1.4301 (AISI 304)	M5x8	UNI 5739	4
120-12	Screw		EN 1.4301 (AISI 304)	M6x20	UNI 5931	1
120-13	Screw	EVM64 1-1 EVM64 1-0, 2-2 EVM64 6 to 7 EVM64 2 to 5	Zincate steel 8.8 Strenght class ISO 898/1	M8x20 M12x30 M16x55 M16x65	UNI 5739 UNI 5739 UNI 5737 UNI 5739	4
128-1	Nut for tie rod		Zincate steel	M16	UNI 5588	4
128-2	Nut		Carbon steel	M5	UNI 5588	4
128-3	Nut		Zincate steel	M16	UNI 5588	[1]
130-1	Set screw		A2-70 UNI 7323	M6x8	UNI 5923	3
130-2	Screw for coupling guard		A2-70 UNI 7323	M5x6	UNI 7687	4
130-3	Set screw		EN 1.4301 (AISI 304)	M6x6	UNI 5923	1
130-4	Set screw		Zincate steel	M10x10	UNI 5923	1
131-1	Pin for shaft		Carbon steel			1
135-1	Washer		Zincate steel	17x30x3	UNI 6592	4
135-3	Washer		Zincate steel	10.5x17.5x2.2	UNI 1751	[1]
135-4	Washer		Plated carbon steel	6.4	UNI 1751	[1]
135-5	Washer		EN 1.4301 (AISI 304)	D.6		1
136-1	Stopper ring		EN 1.4301 (AISI 304)			1
137-1	Impeller spacer		EN 1.4301 (AISI 304)			1
137-2	Shaft spacer		EN 1.4301 (AISI 304)			1
140-1	Motor coupling		Carbon steel			[1]
140-2	Coupling (pump side)		Carbon steel			[1]
150	Spacer		Carbon steel			[1]
162	Motor bracket		Cast iron EN-GJL-200-EN 1561			1
212	Plug		EN 1.4301 (AISI 304)			1
212-1	Plug		EN 1.4301 (AISI 304)			4
245	Coupling guard		EN 1.4301 (AISI 304)			2
273	Plug washer		EN 1.4301 (AISI 304)			1
273-1	Plug washer		EN 1.4301 (AISI 304)			4
274-1	C-Type snap ring		EN 1.4301 (AISI 304)			1
274-2	C-Type snap ring	EVM64 1-0, 2-2 EVM64 2 to 4-3 EVM64 4-0, 4-1	Carbon steel TC80	D.26 D.50 D.65 D.75	UNI 7435 UNI 7435 UNI 7435 UNI 7535	[1]
613	Flange		Carbon steel			2

[1] See table on CONSTRUCTION 3

(3/4) Construction

Pump name EVMG64 3-0F5/18.5

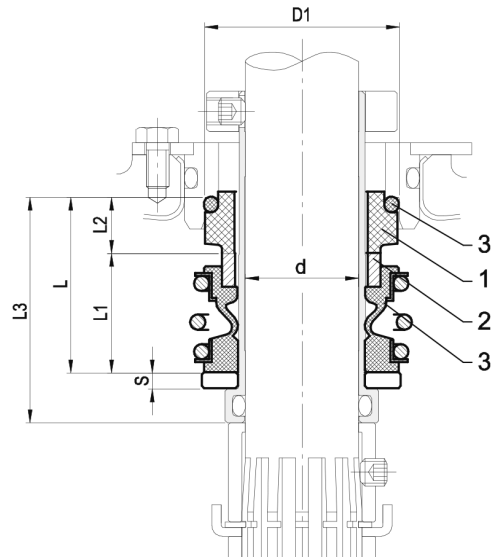
Customer	Date 05-June-2019	Company
Contact	Item no.	Issued by
Phone	Project	Phone
E-mail	Project ID	E-mail

Pump Type EVM(.)	Quantity for model																														
	005-2	011	021	021-1	039-1	043-2	043-3	043-4	044-1	051	052-1	053	056	070-1	081	107	120-4	120-5	120-7	120-8	128-3	129	135-3	135-4	136	140	140-1	140-2	150	274-2	274-3
64 1-0F5/5.5	1	/	1	/	/	/	/	/	/	1	/	1	1	/	1	1	/	/	/	4	/	/	/	/	1	1	/	/	1	1	1
64 2-2F5/7.5	2	/	/	2	/	1	/	/	/	1	/	2	1	/	2	2	/	/	/	4	/	/	/	/	1	1	/	/	1	1	1
64 2-1F5/11	2	1	1	1	1	1	/	/	/	1	/	2	1	1	2	2	4	4	3	4	4	/	4	3	1	/	1	1	1	1	/
64 2-0F5/11	2	1	2	/	1	1	/	/	/	1	/	2	1	1	2	2	4	4	3	4	4	/	4	3	1	/	1	1	1	1	/
64 3-3F5/15	3	1	/	3	1	2	/	/	/	1	/	3	1	1	3	3	4	4	3	4	4	/	4	3	1	/	1	1	1	1	/
64 3-2F5/15	3	1	1	2	1	2	/	/	/	1	/	3	1	1	3	3	4	4	3	4	4	/	4	3	1	/	1	1	1	1	/
64 3-1F5/15	3	1	2	1	1	2	/	/	/	1	/	3	1	1	3	3	4	4	3	4	4	/	4	3	1	/	1	1	1	1	/
64 3-0F5/18.5	3	1	3	/	1	2	/	/	/	1	/	3	1	1	3	3	4	4	3	4	4	/	4	3	1	/	1	1	1	1	/
64 4-3F5/18.5	4	1	1	3	1	2	1	1	1	1	1	4	1	1	3	4	4	4	3	4	4	/	4	3	1	/	1	1	1	1	/
64 4-2F5/18.5	4	1	2	2	1	2	1	1	1	1	1	4	1	1	3	4	4	4	3	4	4	/	4	3	1	/	1	1	1	1	/
64 4-1F5/22	4	1	3	1	1	2	1	1	1	1	1	4	1	1	3	4	4	4	3	4	4	/	4	3	1	/	1	1	1	1	/
64 4-0F5/22	4	1	4	/	1	2	1	1	1	1	1	4	1	1	3	4	4	4	3	4	4	/	4	3	1	/	1	1	1	1	/

(4/4) Construction

Pump name EVMG64 3-0F5/18.5

Customer	Date 05-June-2019	Company
Contact	Item no.	Issued by
Phone	Project	Phone
E-mail	Project ID	E-mail



Size [mm]	Max operating pressure [bar]	d [mm]	D1 [mm]	L [mm]	L1 [mm]	L2 [mm]	L3 [mm]	S [mm]	Material		
									1 Stationary Seal Ring	2 Rotary Seal Ring	3 Rubber
25	25	25	43	39	26.5	12.5	50	3.5	Carbon graphite	Silicon carbide	FPM