



50Hz

Comfort Home Water Solutions

The Comfort Home Frogman • UP series submersible utility pump is designed for dewatering and groundwater transferring applications. It is extremely useful for transferring unwanted water away from building foundation, basement, and work area. Each pump is built using non-corrodible materials, ensuring a long service life. Because Frogman • UP series submersible utility pump is both durable and lightweight, it can be easily transported from one location or project to another.

FROGMAN

UP Series

Submersible Utility Pump

Residential, Light Commercial & Irrigation



Features

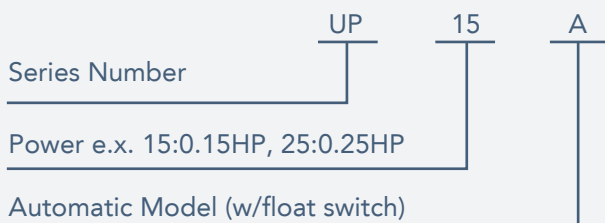
- Lightweight and portable
- All models are hermetically sealed to be watertight, dust-tight, and completely submersible
- High efficiency for low electricity bill
- Corrosion resistant materials for healthier life
- Robust construction for better reliability
- Auto reset thermal overload protection for longer motor life
- Removable screened bottom for easy cleaning

Power	Max.Flow	Max.Head
100 - 200 W	Up to 110 L/min	Up to 7 M

Applications

- Basement water removal
- Water transfer
- Sump/effluent handling
- Dewatering
- Fish pond & fountain circulation

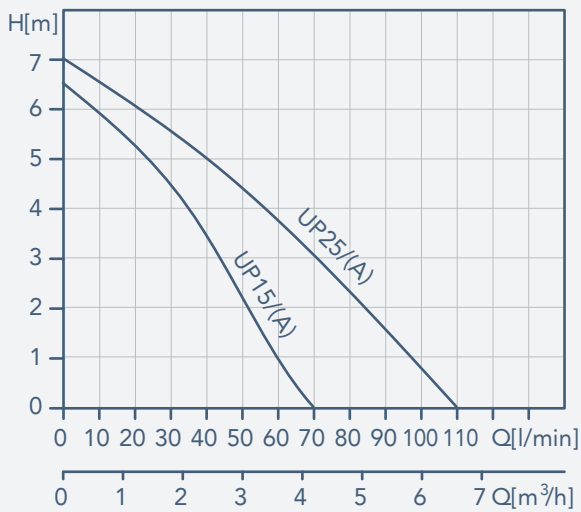
Model Code



General Data

Motor Spec	
Motor Type	2 POLE, dry type
Frequency	50HZ
Standard Voltages	1Ø 220 - 240 V
Insulation Class	B class (130°C)
Enclosure Protection Class	IP 68
Nominal Speed	2850 rpm
Operation Conditions	
Liquid Temperature	2°C - 40°C
System Pressure	Max. 5M

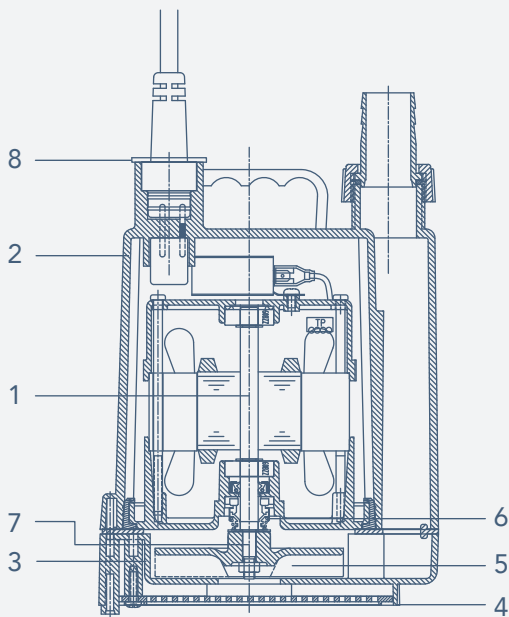
Performance Curves



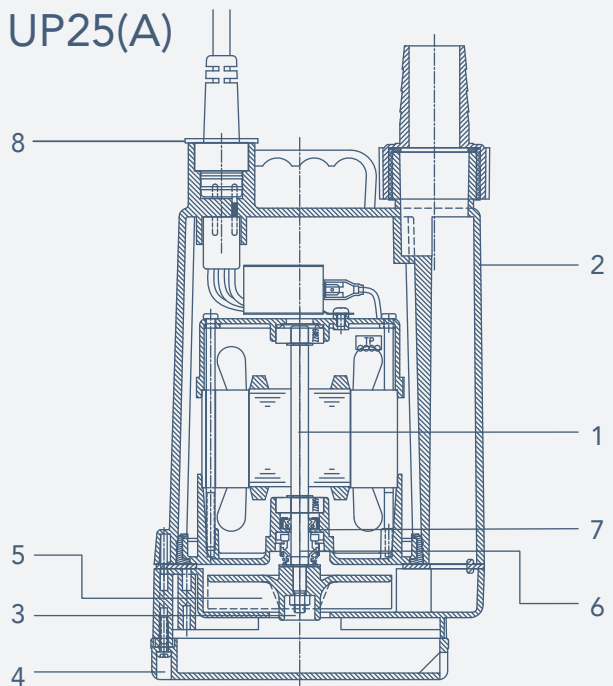
Materials

No.	Description	Material
1	Shaft	SUS400 Series
2	Motor Housing	PP+GF
3	Pump Casing	PP+GF
4	Strainer	PP+GF
5	Impeller	Nylon+GF
6	Mechanical seal	Carbon+Ceramic+NBR
7	Oil Seal	NBR
8	Hardware	SUS

UP15(A)



UP25(A)



Specifications

Model	Phase Ø	Voltage (V)	Power		Head (Pressure)		Flow (Capacity)		Pipe Connection		Pass Solid (Dia) mm	Cord Length M	Dimension L x W x H (mm)	Weight (kg)
			HP	Watt	Rated (M)	Max. (M)	Rated (L/Min)	Max. (L/Min)	mm	Inch				
UP15/(A)	1	220-240	0.15	100	4	6.5	35	70	20&25	3/4&1	3	3	155 x 140 x 235	3.1/(3.6)
UP25/(A)	1	220-240	0.25	200	5	7	40	110	32	1-1/4	5	3	155 x 140 x 290	4.2/(4.7)

· Model with "A" is automatic version.