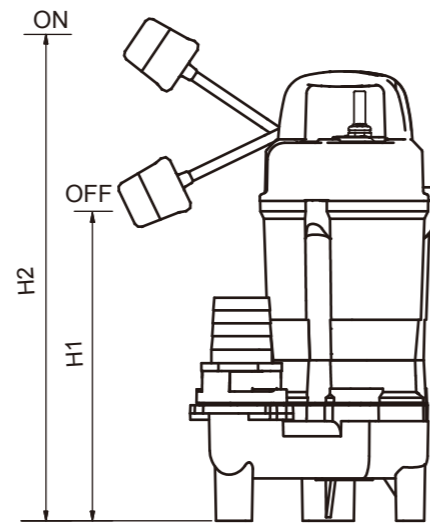
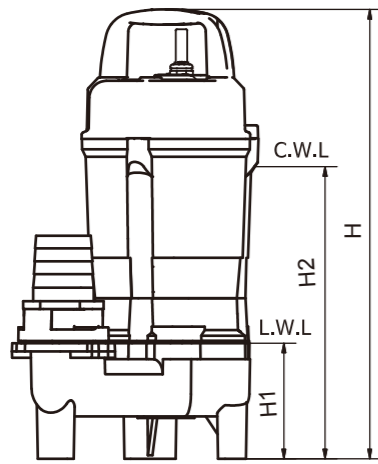


## EUT-Series Dimensions



Dimensions (mm)

Type	A	A1	A2	H	H1	H2
50EUT-5.05	242	80	116	395	102	218
50EUT-5.05A	242	80	116	395	218	418
50EUT-5.10	242	80	116	440	102	263
50EUT-5.10A	242	80	116	440	263	463



**EVAK PUMP TECHNOLOGY CORP.**

No. 551, Zhongshan Rd., Qingshui Dist., Taichung City 436, Taiwan.  
 TEL: +886-426-233556 Fax: +886-426-235559

Vol. EUT-17031



# EUT SERIES 50HZ

Submersible Dewatering Pump



[www.evak-pumps.com](http://www.evak-pumps.com)

# EUT SERIES 50HZ

Submersible Dewatering Pump

## Feature

- / High abrasive resistance resin Vortex impeller
- / Double mechanical seal
- / Auto reset thermal protector / Non air locking
- / Auto version for small pit usage

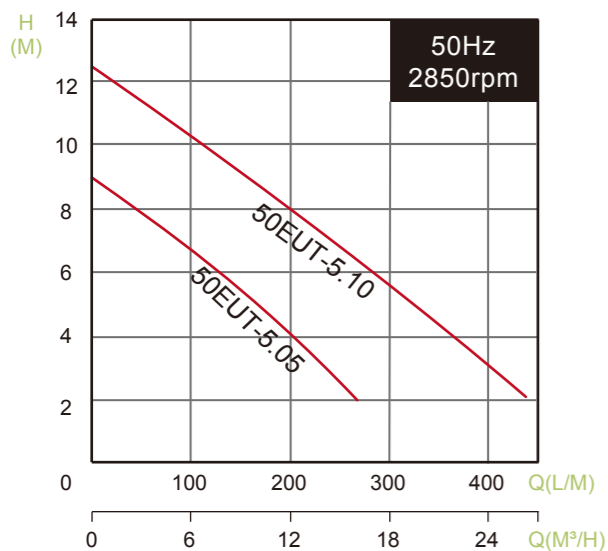
## Application

- / Residential, commercial, industrial dewatering and site drainage
- / Decorative waterfalls and fountains
- / Raw water supply from lakes or rivers
- / Sediment removal from small sumps or basins

## Specifications

Liquid Temperature	0~40°C (32~104°F)	
Submersible depth	10M	
<b>Motor Part</b>	Frequency	50Hz
	Pole	2 Pole
	Type	Dry Type
	Insulation	Class B
	Protection	IP 68
<b>Pump Part</b>	Protector	Auto-cut
	Bearing	Ball Type
	Mechanical seal	Dual. Mechanical Seal
	Impeller	Semi-Open

## Performance Curve



Steel coated with thermoplastic polyester elastomer



# KLIXON®



1PH Protector (Thermal)



1PH Protector (optional) (overheat & overload)



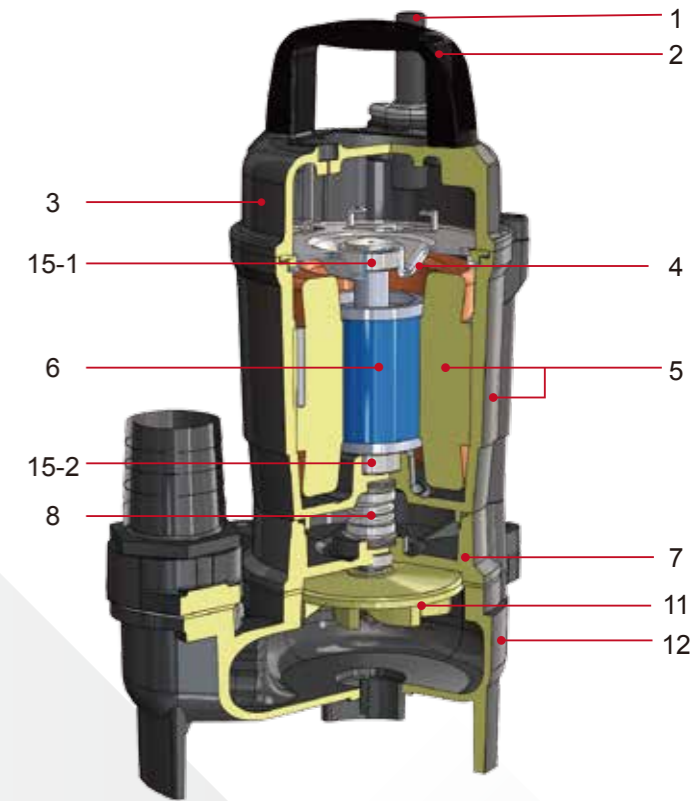
3PH Protector (overheat, overload)

KLIXON protector provides protection against overheating from all running and stalled rotor conditions including:

- Plugging duty
- Stalling or failure to start
- Heavy overloads
- High ambient
- Ventilation failures

## Parts and Material List

No	Part	Material
1	Cable	H07RN-F /SJTW/STOW
2	Handle	Nylon 6
3	Motor Cover	FC 200
4	Bracket	Steel
5	Motor Housing + Stator	FC 200
6	Shaft with Rotor	SUS 410
7	Oil Chamber	FC 200
8	Mech. Seal	Upper : CA/CE Lower : SIC/SIC
11	Impeller	Hytel
12	Pump Casing	FC 200
15-1	Upper Bearing	NTN
15-2	Lower Bearing	NTN



## Data Chart

Type	Output		Discharge Inch	F.L.A.		Rated		Maximum		Cable M	Free Passage mm	Weight kg
	HP	KW		1ø 230V	3ø 400V	Head m	Cap. LPM	Head m	Cap. LPM			
50EUT-5.05	0.5	0.37	2"	3	0.9	6.5	125	9	270	10	35	15
50EUT-5.05A	0.5	0.37	2"	3	0.9	6.5	125	9	270	10	35	15.5
50EUT-5.10	1	0.75	2"	5.6	1.9	8.5	200	12.5	440	10	35	18
50EUT-5.10A	1	0.75	2"	5.6	1.9	8.5	200	12.5	440	10	35	18.5

» A identifies black float switch.

» All single-phase and three-phase pumps can be equipped with float switch upon request.

» Key float switch are available to choose.

